

## Accessing Alliant Property & Vehicles Schedules

To our valued clients,


Alliant Insurance Services uses InsureID to manage your Alliant web applications. This means you can conveniently access all the applications you normally use through a single, secure home page. You can access your InsureID dashboard with the following:

<https://insureid.okta.com>


To log in, you will use your existing Alliant credentials. If you do not currently have credentials, please get in touch with your Alliant Service team to request.

To access any of Alliant's systems, we require multi-factor authentication (MFA). Through **Insureid, powered by Okta**, users can sign in with their credentials and choose from 3 MFA options. Two that require downloading either the **Okta Verify** or **Google Authenticator** apps to their mobile phones. The third and final option is to receive a voice code via a phone call to your mobile or office phone.

Once you have successfully logged in, you will be presented with your unique dashboard, which includes tiles for the applications you have been given access to.



To access Alliant Connect Property Schedules, click on the Alliant Connect tile

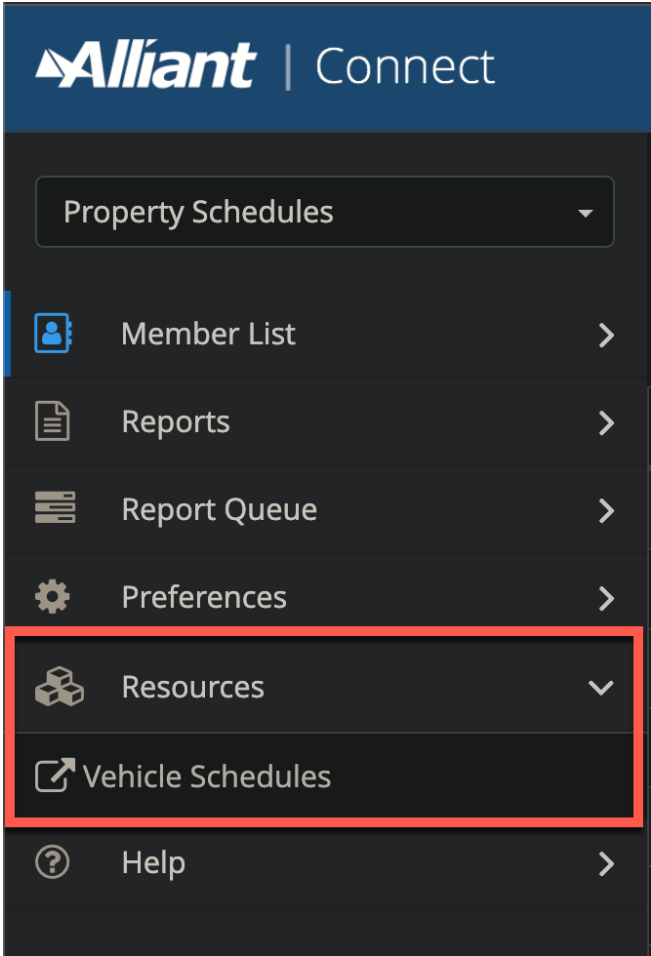


To access Alliant Vehicles Schedules (for users who have access), click on the Alliant Vehicles Schedules tile.

# Accessing Alliant Property & Vehicles Schedules



You can also access vehicle schedules from the Property schedules system by clicking on "Resources" in the navigation option on the left-hand side of the page and selecting Vehicle Schedules



## Accessing Alliant Property & Vehicles Schedules

If you experience any technical issues, need a password reset, or an MFA reset, please contact [connectsupport@alliant.com](mailto:connectsupport@alliant.com) to submit a ticket. When doing so, please provide as much information as possible about the issue, and, where applicable, include screenshots; they are extremely helpful.